

VIEW YOUR FINANCIAL AID AWARD

1. Visit <http://www.gulfcoast.edu>
2. At the very top of the homepage, click the **myGCSC** icon (<https://mygcsc.gulfcoast.edu/SSO>)
3. Login using your user ID (A#) and password:

MYGCSC LOGIN

Banner, My Student Dashboard, and My Faculty & Advisor Dashboard will be unavailable from 2:00 pm on Saturday, August 6 until noon on Sunday, August 7 for Scheduled Maintenance

User ID (students use Axxxxxxx)

Password

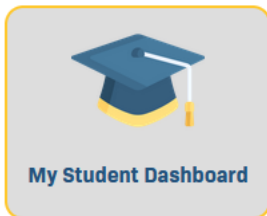
[Student User ID Lookup](#)

[Login](#) [Change Password](#) [User Self Service](#)

Instructions

- Forgotten password: click "User Self Service"
- Unlock user account: click "User Self Service"

4. Click the “My Student Dashboard” app:



5. Click the ‘Financial Aid’ link:

My Student Dashboard

Hello Hatcher, Kristopher L.

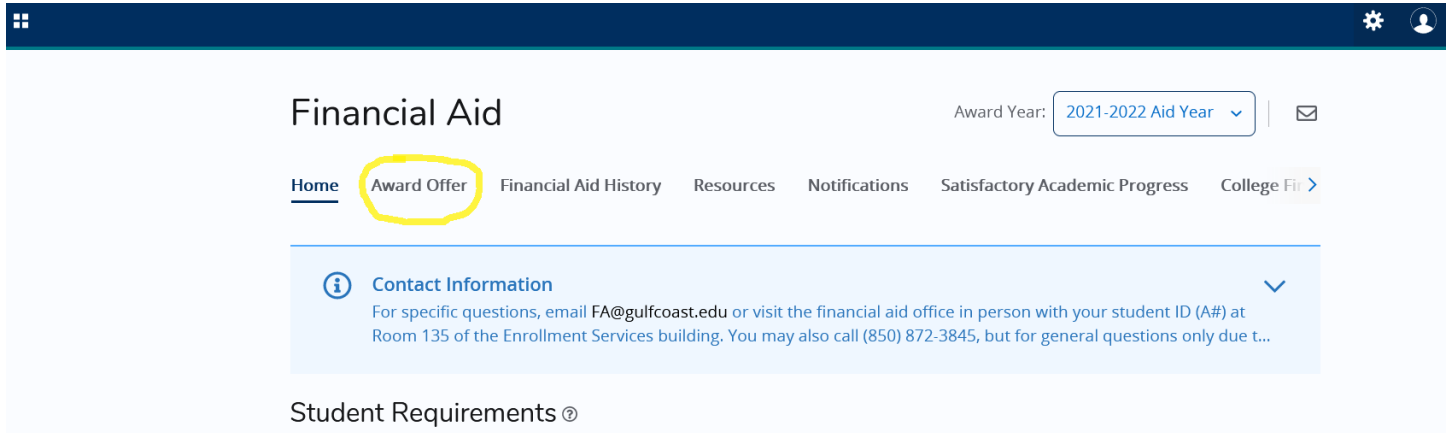
Welcome to Lighthouse and My Student Dashboard! Access your information from the links in **BOLD** below.

- **Student Profile**
See your academic records, contact information, degree, and courses in which you are currently registered.
- **Registration**
 - **Registration Information**
 - **College Scheduler**
Plan your class schedule, register for classes, and add or drop classes.
 - **Lighthouse**
Search for classes, register, and add or drop classes.
- **Check/Pay My Bill**
- **Financial Aid**
- **Student Employment**
Apply to work on campus or check your status as a student employee.
- **Student Employee Timesheet**
Find your student employment timesheets and paystubs.
- **Final Exam Schedules**
Find Final Exam schedules for the current and previous semesters.



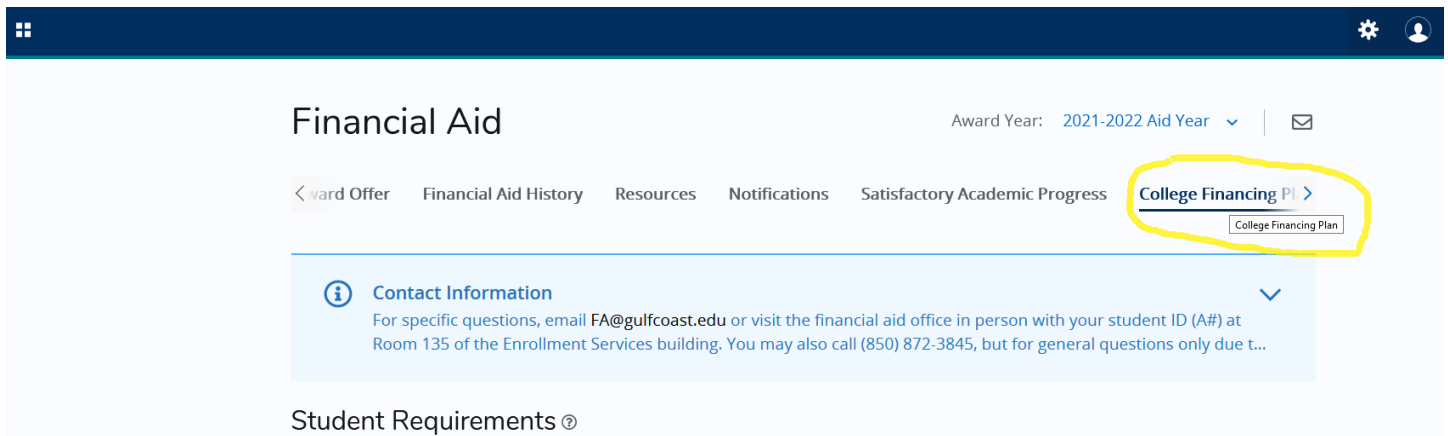
VIEW YOUR FINANCIAL AID AWARD

- Click 'Award Offer' or 'College Financing Plan'



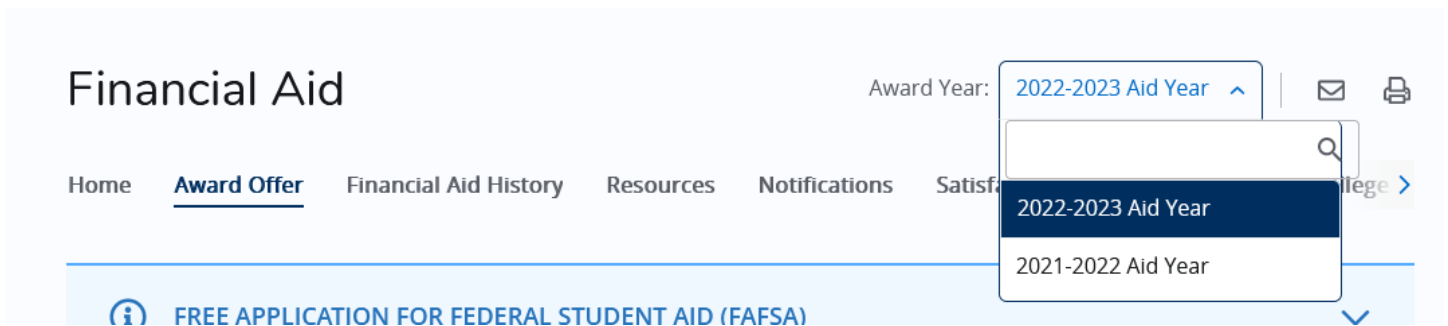
The screenshot shows the 'Financial Aid' page. At the top right, there is a header with a gear icon and a user profile icon. Below the header, the page title 'Financial Aid' is displayed. To the right of the title is a dropdown menu for 'Award Year' set to '2021-2022 Aid Year' and an envelope icon. A navigation bar contains links for 'Home', 'Award Offer', 'Financial Aid History', 'Resources', 'Notifications', 'Satisfactory Academic Progress', and 'College Financing Plan'. The 'Award Offer' link is circled in yellow. Below the navigation bar is a 'Contact Information' section with a blue background and a downward arrow. The text in this section reads: 'For specific questions, email FA@gulfcoast.edu or visit the financial aid office in person with your student ID (A#) at Room 135 of the Enrollment Services building. You may also call (850) 872-3845, but for general questions only due t...'. Below this is a link for 'Student Requirements' with an external icon.

or



The screenshot shows the 'Financial Aid' page. At the top right, there is a header with a gear icon and a user profile icon. Below the header, the page title 'Financial Aid' is displayed. To the right of the title is a dropdown menu for 'Award Year' set to '2021-2022 Aid Year' and an envelope icon. A navigation bar contains links for 'Award Offer', 'Financial Aid History', 'Resources', 'Notifications', 'Satisfactory Academic Progress', and 'College Financing Plan'. The 'College Financing Plan' link is circled in yellow. Below the navigation bar is a 'Contact Information' section with a blue background and a downward arrow. The text in this section reads: 'For specific questions, email FA@gulfcoast.edu or visit the financial aid office in person with your student ID (A#) at Room 135 of the Enrollment Services building. You may also call (850) 872-3845, but for general questions only due t...'. Below this is a link for 'Student Requirements' with an external icon.

- Select the appropriate Aid Year from the 'Award Year' drop-down menu



The screenshot shows the 'Financial Aid' page. At the top right, there is a header with a gear icon and a user profile icon. Below the header, the page title 'Financial Aid' is displayed. To the right of the title is a dropdown menu for 'Award Year' set to '2022-2023 Aid Year' and an envelope icon and a print icon. A navigation bar contains links for 'Home', 'Award Offer', 'Financial Aid History', 'Resources', 'Notifications', 'Satisfactory Academic Progress', and 'College Financing Plan'. The 'Award Year' dropdown menu is open, showing two options: '2022-2023 Aid Year' and '2021-2022 Aid Year'. Below the navigation bar is a 'Contact Information' section with a blue background and a downward arrow. The text in this section reads: 'FREE APPLICATION FOR FEDERAL STUDENT AID (FAFSA)'. Below this is a link for 'Student Requirements' with an external icon.