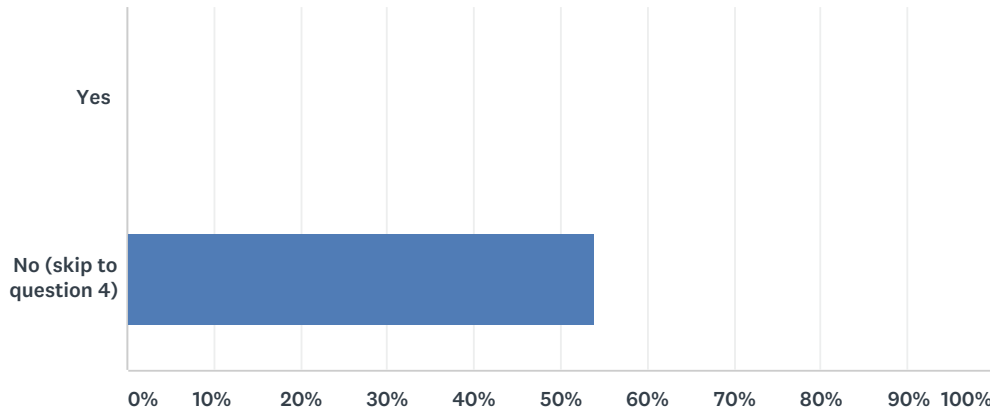


Q2 Did you know who your faculty advisor was? (This is not a staff member in the Advising Center)

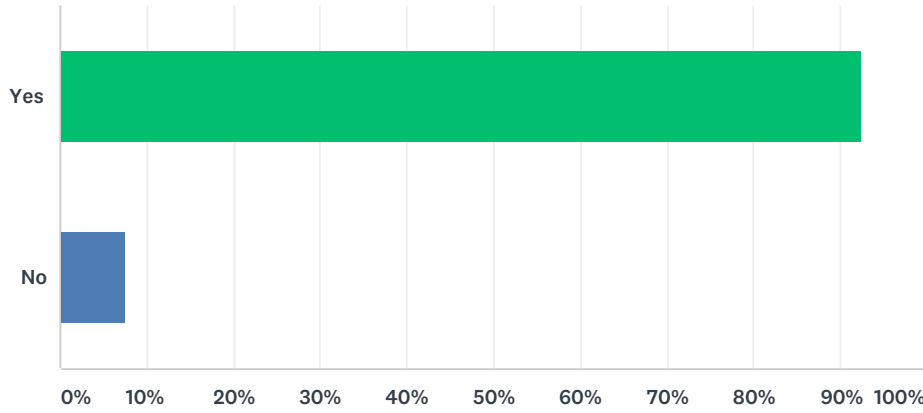
Answered: 74 Skipped: 1



ANSWER CHOICES	RESPONSES	
Yes	45.95%	34
No (skip to question 4)	54.05%	40
TOTAL		74

Q3 If yes, were you comfortable contacting them?

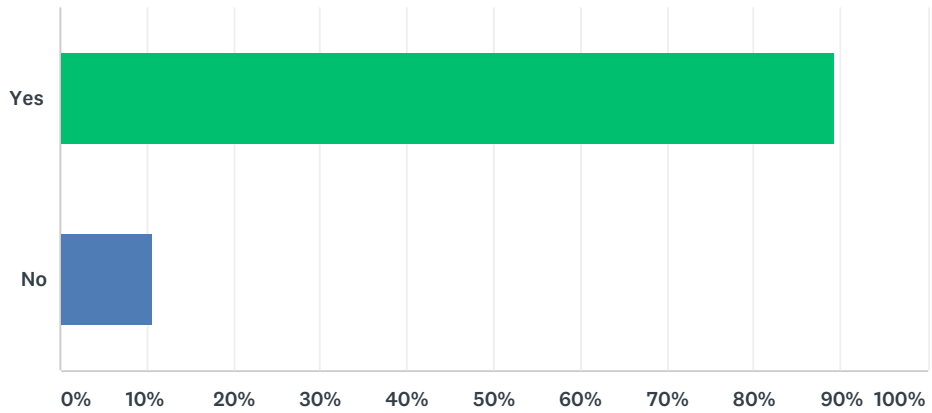
Answered: 40 Skipped: 35



ANSWER CHOICES	RESPONSES	
Yes	92.50%	37
No	7.50%	3
TOTAL		40

Q4 Did you feel confident choosing and registering for your own classes?

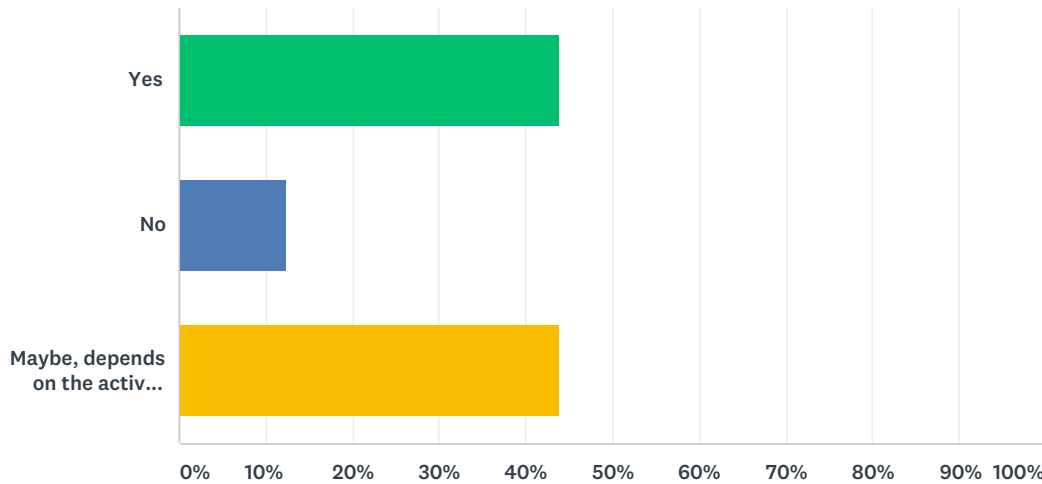
Answered: 65 Skipped: 10



ANSWER CHOICES	RESPONSES	
Yes	89.23%	58
No	10.77%	7
TOTAL		65

Q5 Would you have utilized an activity hour during the day when no classes were scheduled in order to study and/or participate in college activities?

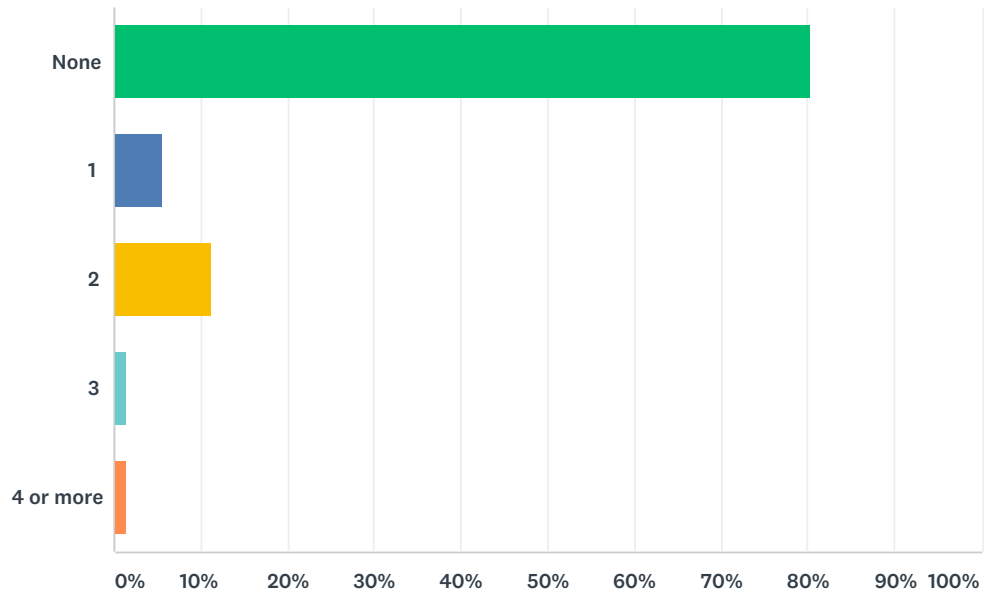
Answered: 73 Skipped: 2



ANSWER CHOICES	RESPONSES	
Yes	43.84%	32
No	12.33%	9
Maybe, depends on the activity available	43.84%	32
TOTAL		73

Q6 Number of Dependent Children:

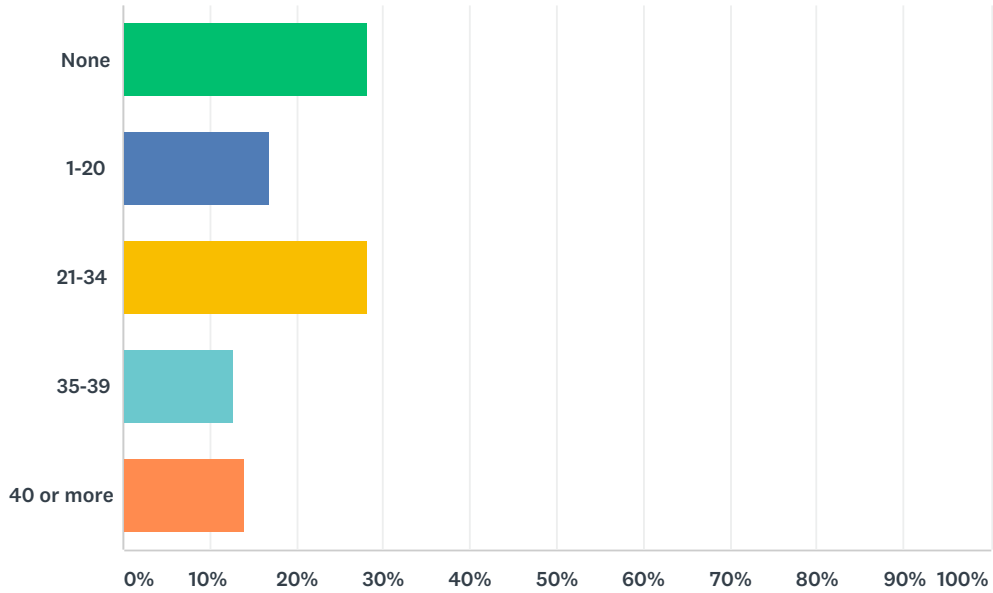
Answered: 71 Skipped: 4



ANSWER CHOICES	RESPONSES	
None	80.28%	57
1	5.63%	4
2	11.27%	8
3	1.41%	1
4 or more	1.41%	1
TOTAL		71

Q7 How many hours are you employed each week?

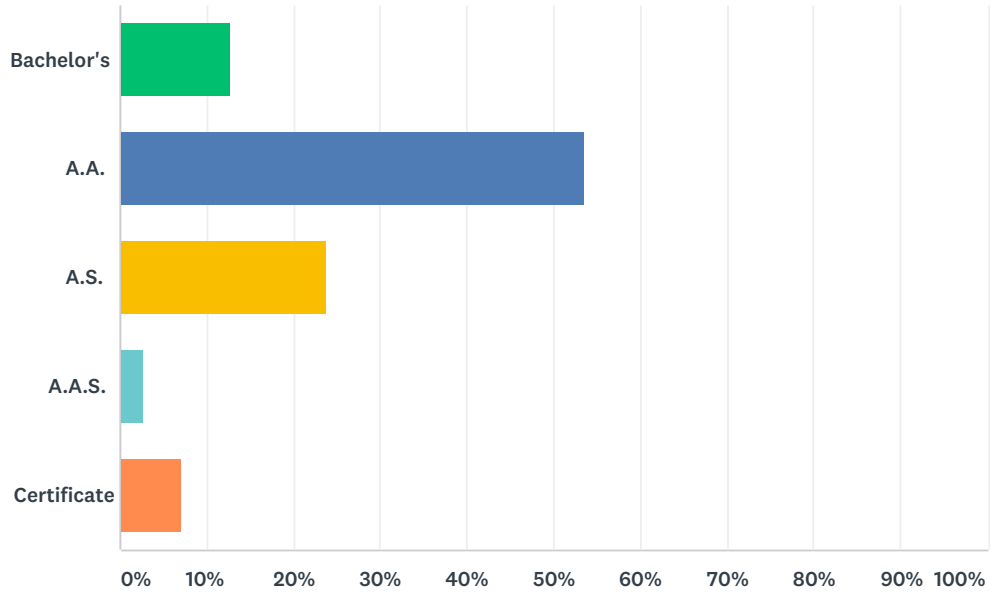
Answered: 71 Skipped: 4



ANSWER CHOICES	RESPONSES	
None	28.17%	20
1-20	16.90%	12
21-34	28.17%	20
35-39	12.68%	9
40 or more	14.08%	10
TOTAL		71

Q8 What credential are you receiving?

Answered: 71 Skipped: 4



ANSWER CHOICES	RESPONSES	
Bachelor's	12.68%	9
A.A.	53.52%	38
A.S.	23.94%	17
A.A.S.	2.82%	2
Certificate	7.04%	5
TOTAL		71

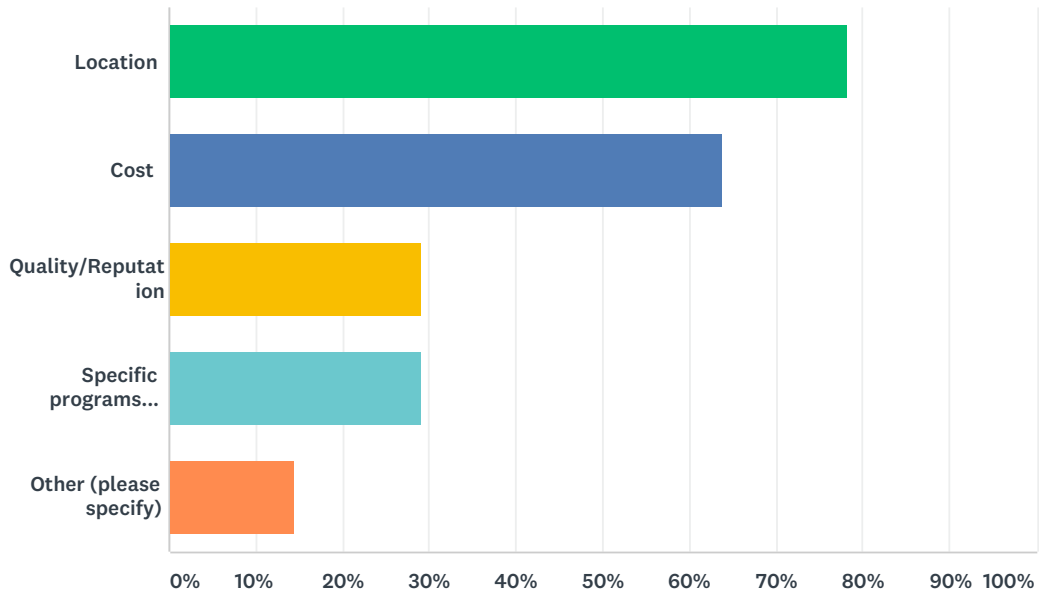
Q9 If you are not receiving an A.A. degree, please specify the program from which you are graduating.

Answered: 26 Skipped: 49

ANSWER CHOICES	RESPONSES	
Program	100.00%	26

Q10 Why did you choose to attend GCSC? (Mark all that apply.)

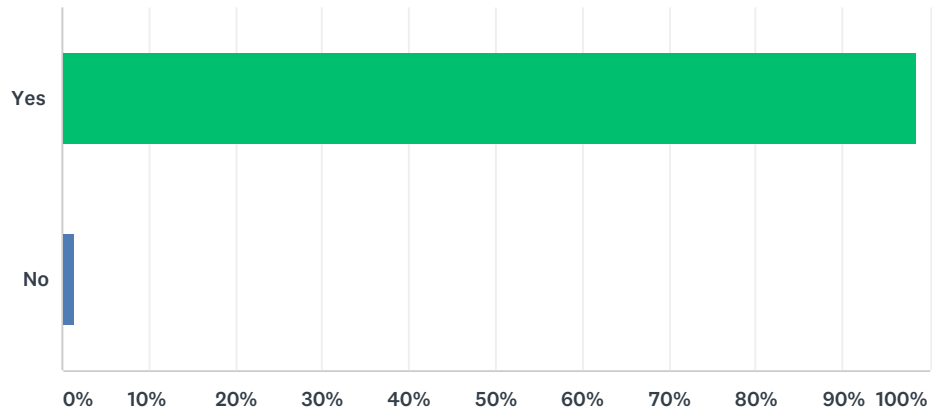
Answered: 69 Skipped: 6



ANSWER CHOICES	RESPONSES	
Location	78.26%	54
Cost	63.77%	44
Quality/Reputation	28.99%	20
Specific programs offered	28.99%	20
Other (please specify)	14.49%	10
Total Respondents: 69		

Q11 Would you recommend GCSC to others?

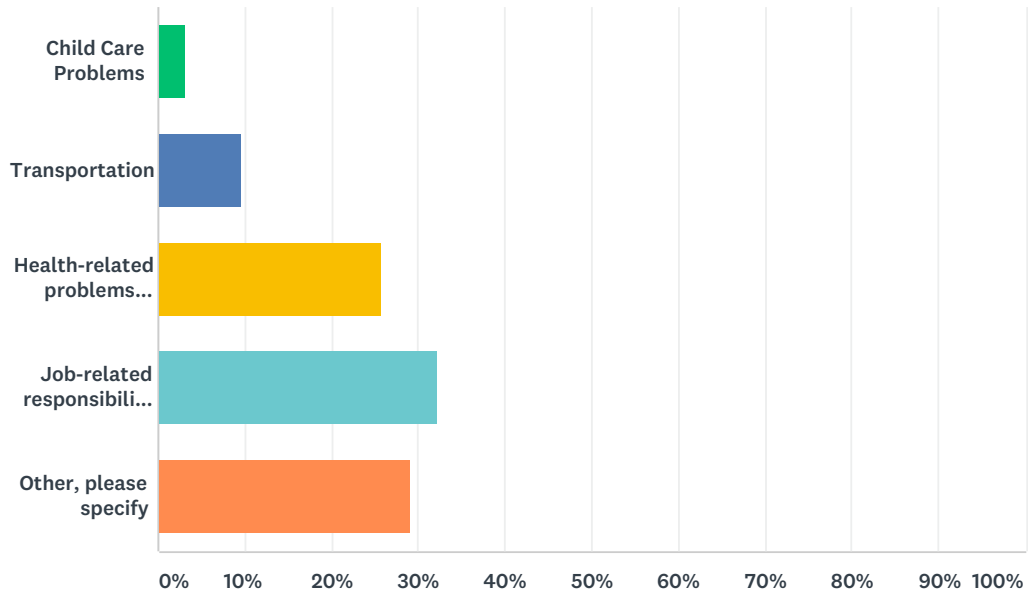
Answered: 71 Skipped: 4



ANSWER CHOICES	RESPONSES	
Yes	98.59%	70
No	1.41%	1
TOTAL		71

Q12 What has been the biggest non-academic challenge for missing classes?

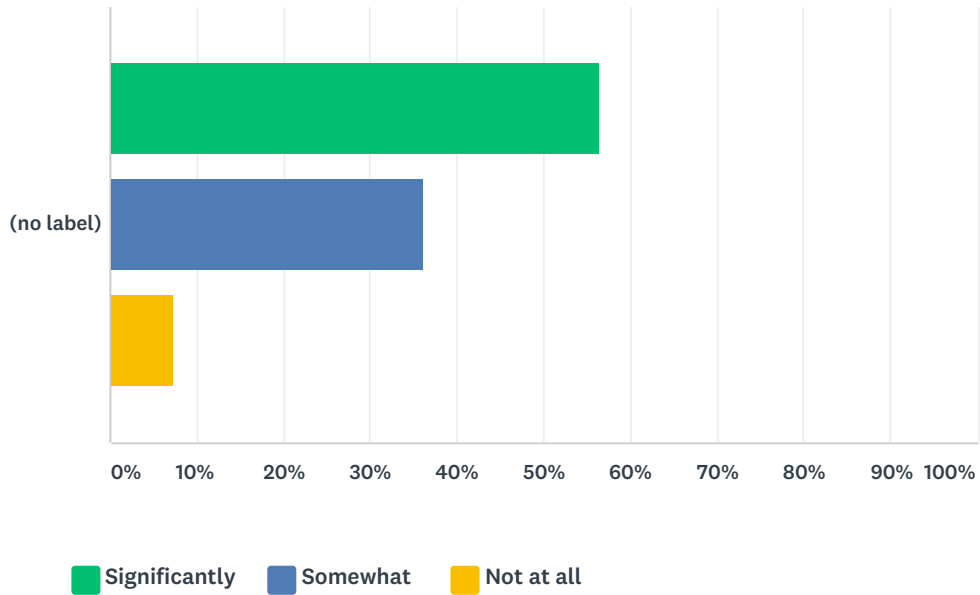
Answered: 62 Skipped: 13



ANSWER CHOICES	RESPONSES
Child Care Problems	3.23% 2
Transportation	9.68% 6
Health-related problems (either yourself or dependents)	25.81% 16
Job-related responsibilities	32.26% 20
Other, please specify	29.03% 18
TOTAL	62

Q13 How well do you feel GCSC prepared you for employment after GCSC?

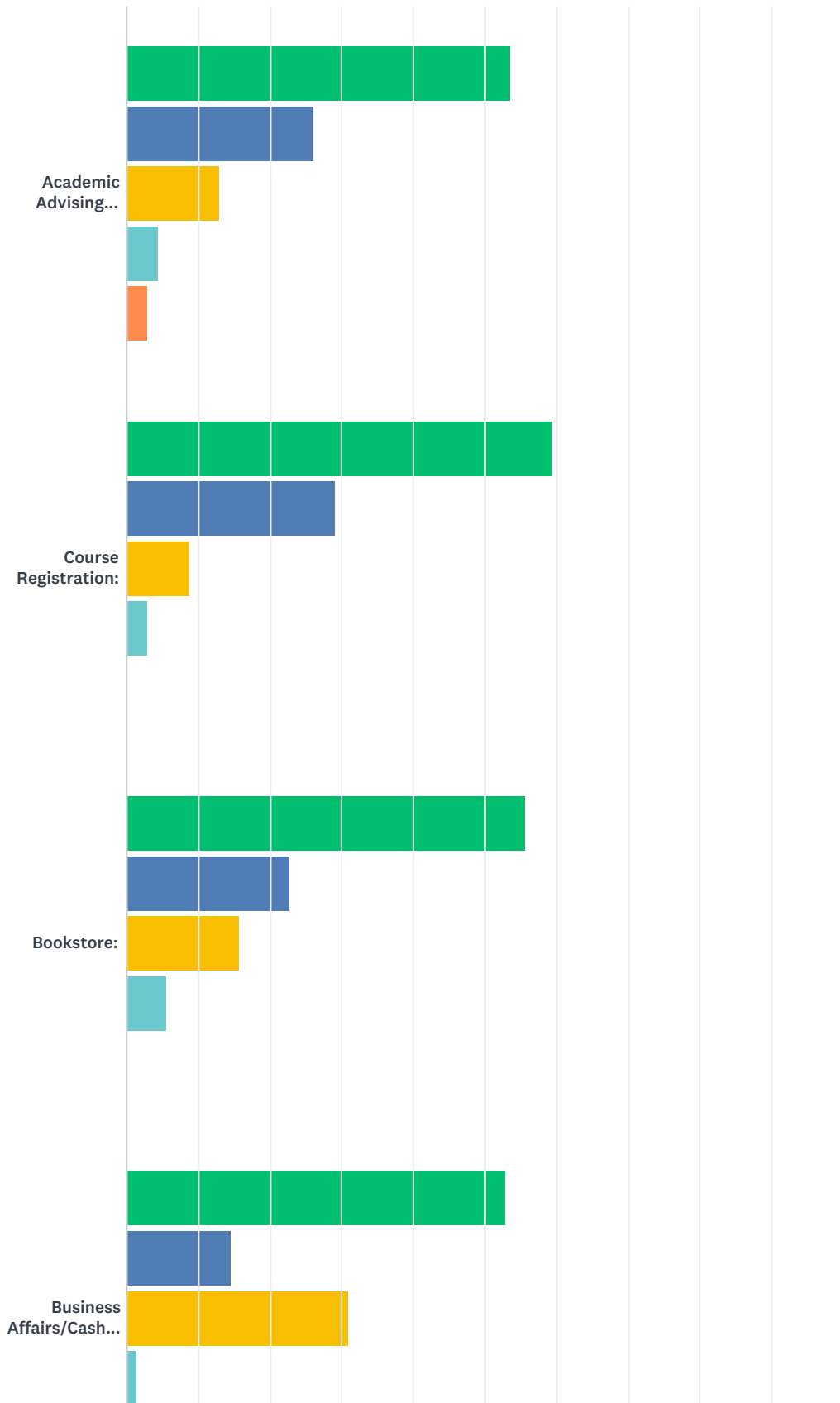
Answered: 69 Skipped: 6



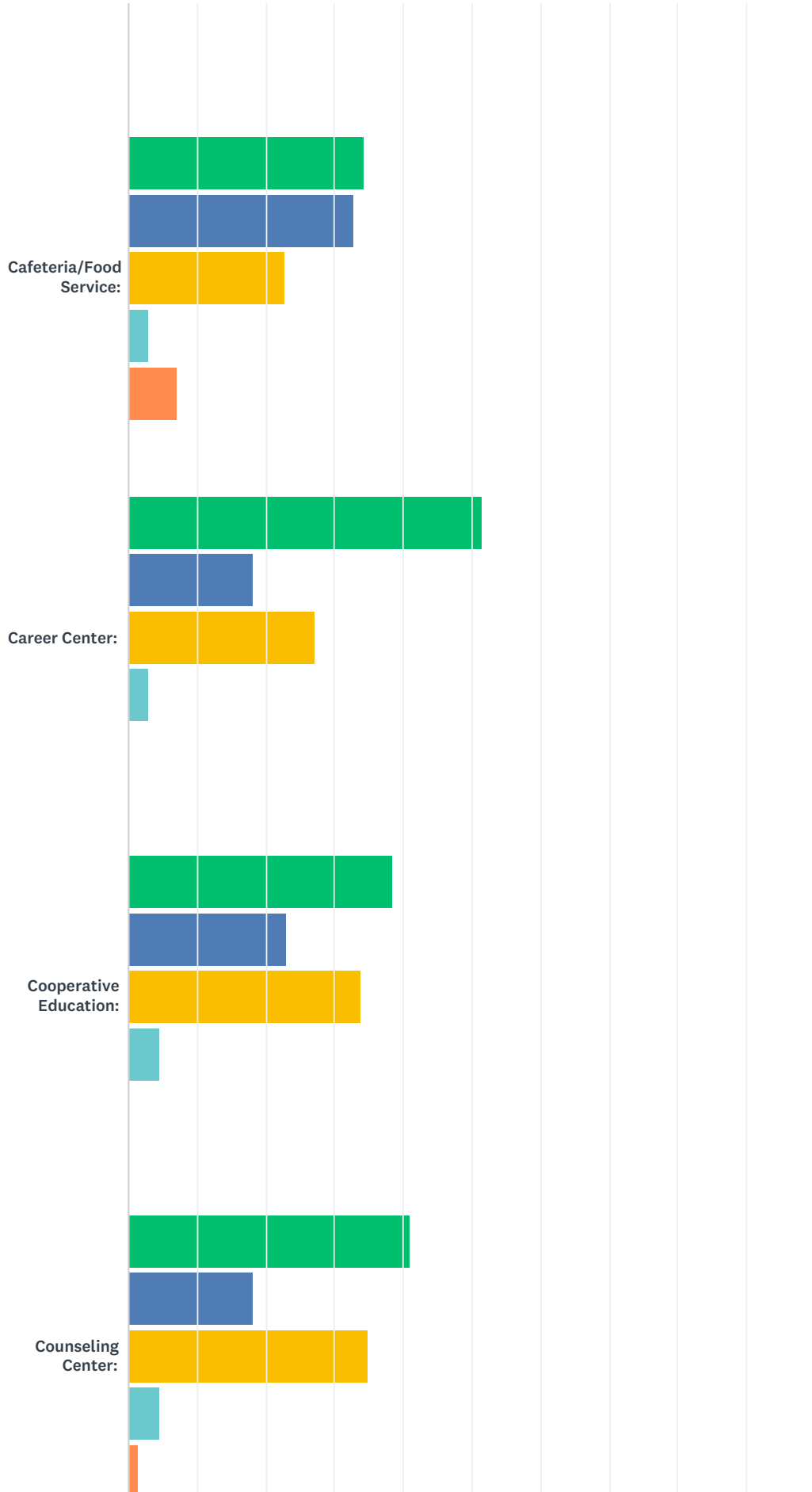
	SIGNIFICANTLY	SOMEWHAT	NOT AT ALL	TOTAL	WEIGHTED AVERAGE
(no label)	56.52% 39	36.23% 25	7.25% 5	69	2.49

Q14 Please rate your level of satisfaction in the following areas:

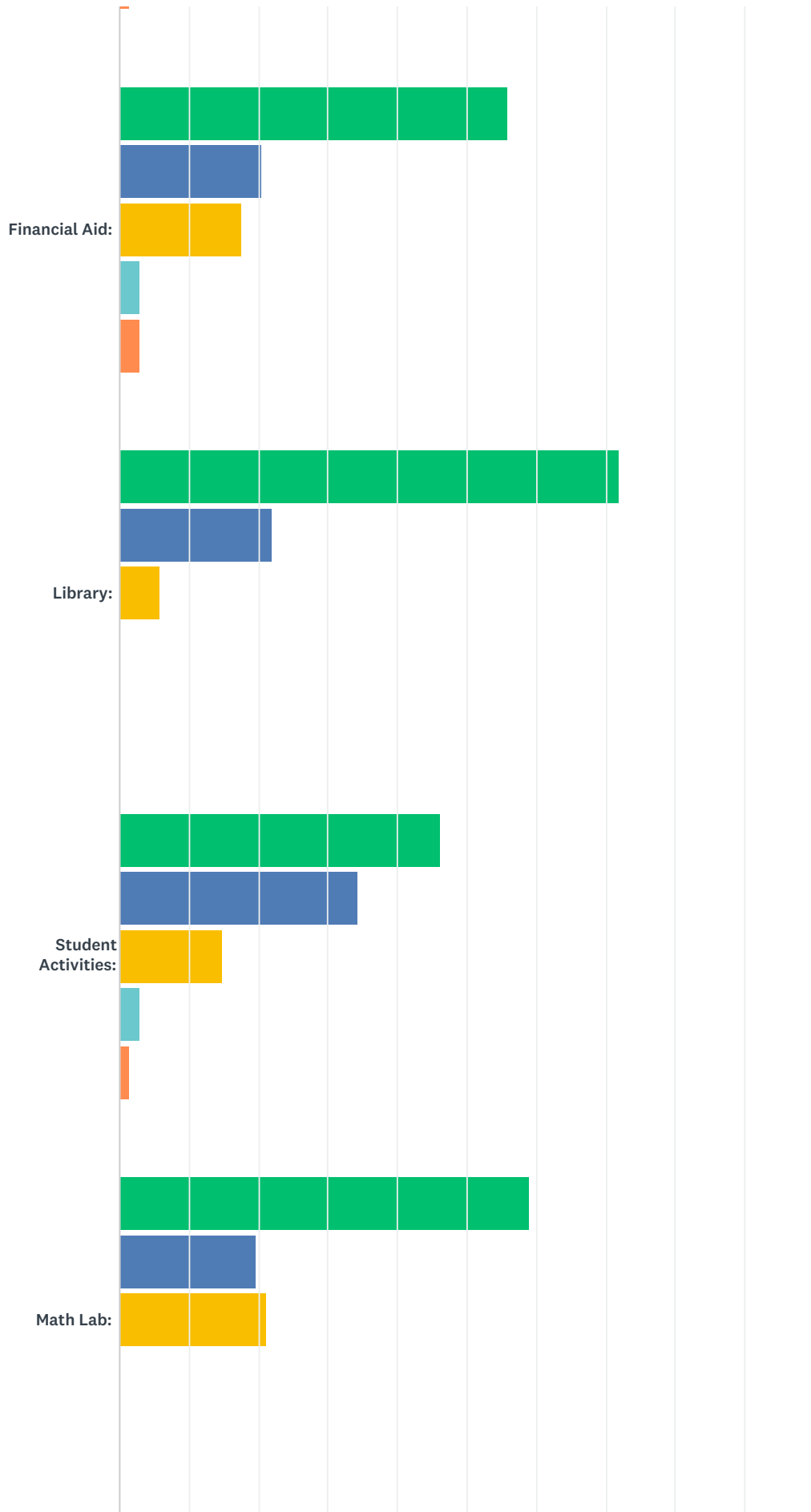
Answered: 70 Skipped: 5



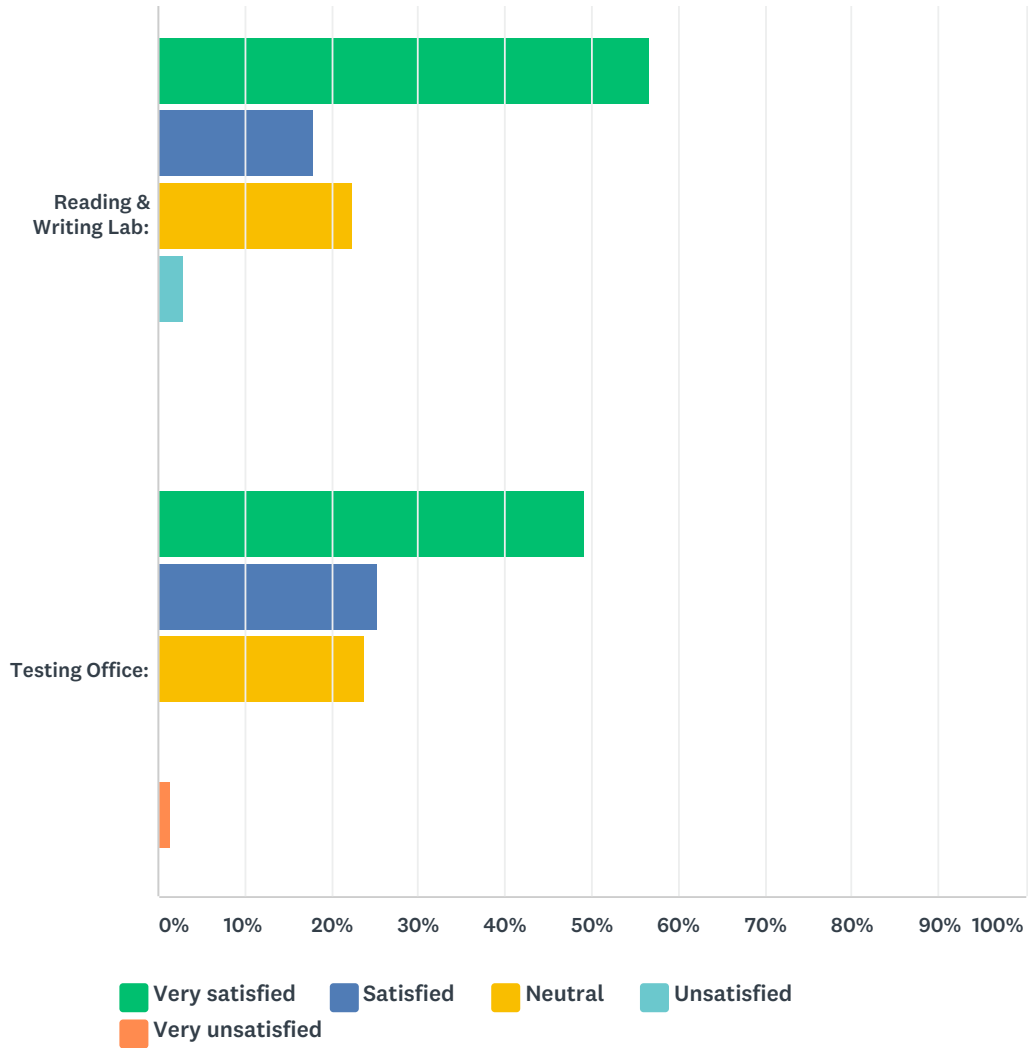
Student Graduation Survey Spring 2019



Student Graduation Survey Spring 2019



Student Graduation Survey Spring 2019



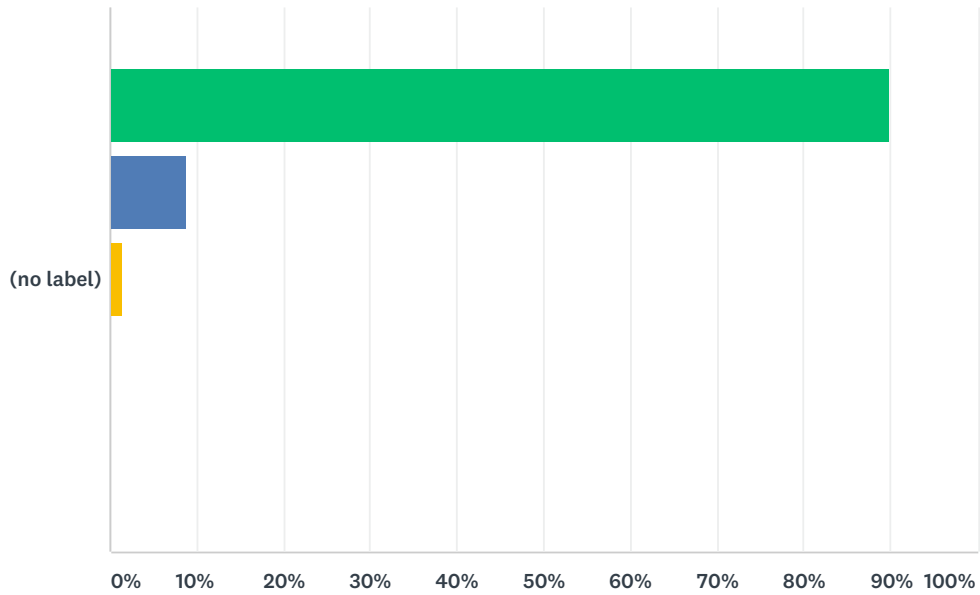
	VERY SATISFIED	SATISFIED	NEUTRAL	UNSATISFIED	VERY UNSATISFIED	TOTAL	WEIGHTED AVERAGE
Academic Advising Center:	53.62% 37	26.09% 18	13.04% 9	4.35% 3	2.90% 2	69	4.23
Course Registration:	59.42% 41	28.99% 20	8.70% 6	2.90% 2	0.00% 0	69	4.45
Bookstore:	55.71% 39	22.86% 16	15.71% 11	5.71% 4	0.00% 0	70	4.29
Business Affairs/Cashiers:	52.94% 36	14.71% 10	30.88% 21	1.47% 1	0.00% 0	68	4.19
Cafeteria/Food Service:	34.29% 24	32.86% 23	22.86% 16	2.86% 2	7.14% 5	70	3.84
Career Center:	51.52% 34	18.18% 12	27.27% 18	3.03% 2	0.00% 0	66	4.18
Cooperative Education:	38.46% 25	23.08% 15	33.85% 22	4.62% 3	0.00% 0	65	3.95
Counseling Center:	40.91% 27	18.18% 12	34.85% 23	4.55% 3	1.52% 1	66	3.92
Financial Aid:	55.88% 38	20.59% 14	17.65% 12	2.94% 2	2.94% 2	68	4.24

Student Graduation Survey Spring 2019

Library:	72.06% 49	22.06% 15	5.88% 4	0.00% 0	0.00% 0	68	4.66
Student Activities:	46.27% 31	34.33% 23	14.93% 10	2.99% 2	1.49% 1	67	4.21
Math Lab:	59.09% 39	19.70% 13	21.21% 14	0.00% 0	0.00% 0	66	4.38
Reading & Writing Lab:	56.72% 38	17.91% 12	22.39% 15	2.99% 2	0.00% 0	67	4.28
Testing Office:	49.25% 33	25.37% 17	23.88% 16	0.00% 0	1.49% 1	67	4.21

Q15 At least one professor made me excited about learning.

Answered: 69 Skipped: 6

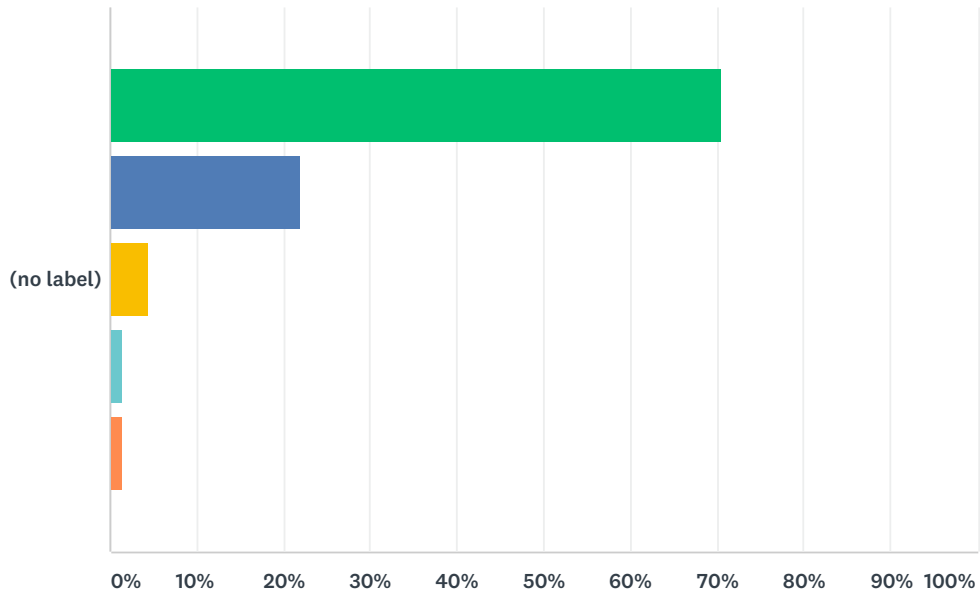


■ Strongly Agree
 ■ Agree
 ■ Neutral
 ■ Disagree
 ■ Strongly Disagree

	STRONGLY AGREE	AGREE	NEUTRAL	DISAGREE	STRONGLY DISAGREE	TOTAL	WEIGHTED AVERAGE
(no label)	89.86% 62	8.70% 6	1.45% 1	0.00% 0	0.00% 0	69	4.88

Q16 College faculty/staff cared about me as a person.

Answered: 68 Skipped: 7

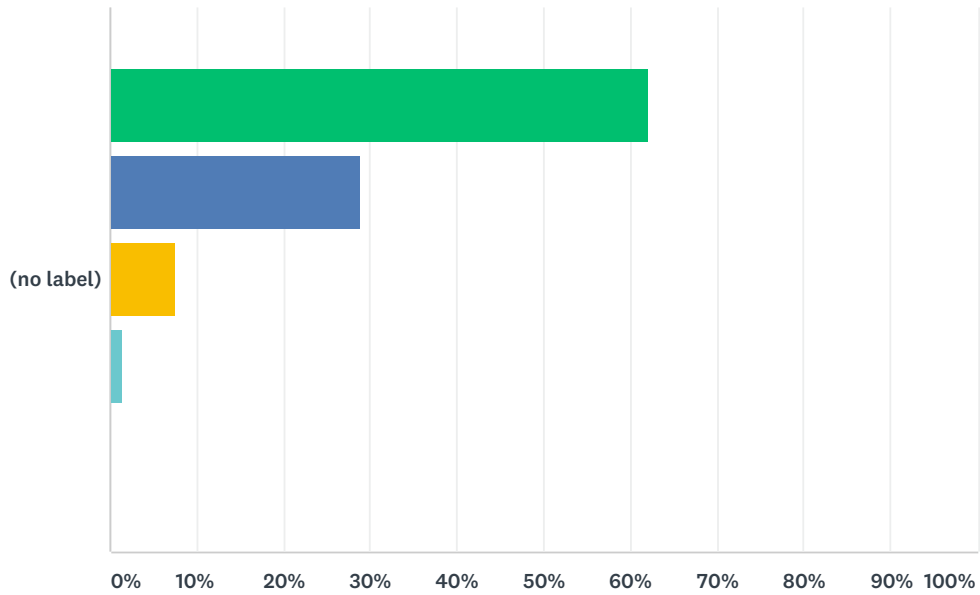


■ Strongly Agree
 ■ Agree
 ■ Neutral
 ■ Disagree
 ■ Strongly Disagree

	STRONGLY AGREE	AGREE	NEUTRAL	DISAGREE	STRONGLY DISAGREE	TOTAL	WEIGHTED AVERAGE
(no label)	70.59% 48	22.06% 15	4.41% 3	1.47% 1	1.47% 1	68	4.59

Q17 A mentor (GCSC faculty/staff) encouraged my goals and dreams.

Answered: 66 Skipped: 9

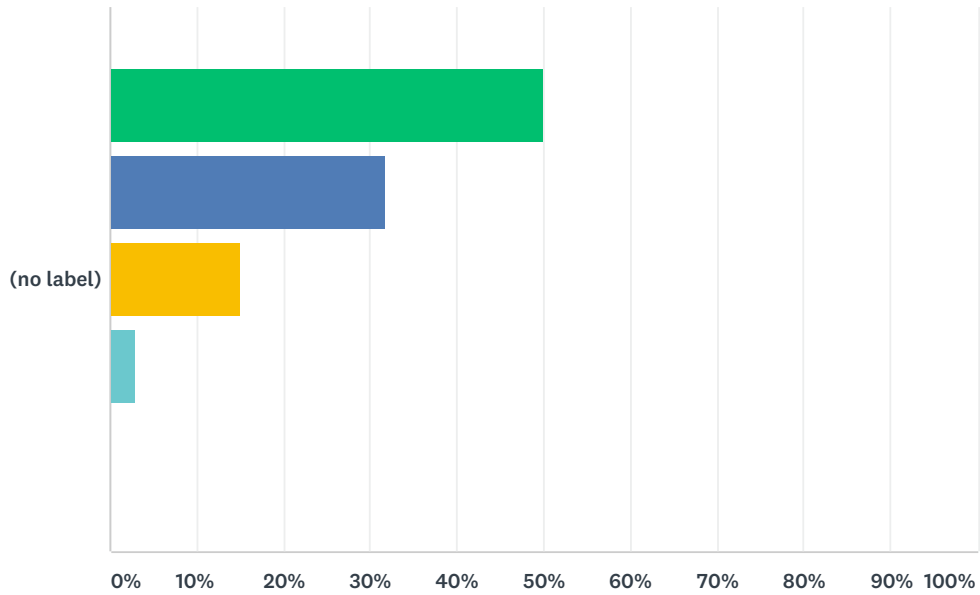


■ Strongly Agree
 ■ Agree
 ■ Neutral
 ■ Disagree
 ■ Strongly Disagree

	STRONGLY AGREE	AGREE	NEUTRAL	DISAGREE	STRONGLY DISAGREE	TOTAL	WEIGHTED AVERAGE
(no label)	62.12% 41	28.79% 19	7.58% 5	1.52% 1	0.00% 0	66	4.52

Q18 GCSC's publications are accurate and consistent in describing the college.

Answered: 66 Skipped: 9

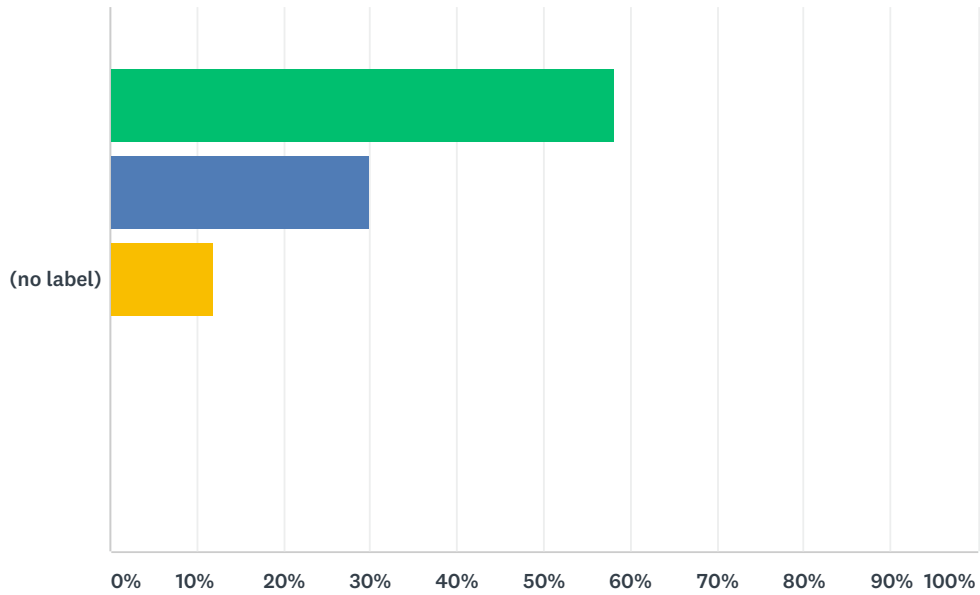


■ Strongly Agree
 ■ Agree
 ■ Neutral
 ■ Disagree
 ■ Strongly Disagree

	STRONGLY AGREE	AGREE	NEUTRAL	DISAGREE	STRONGLY DISAGREE	TOTAL	WEIGHTED AVERAGE
(no label)	50.00%	31.82%	15.15%	3.03%	0.00%	66	4.29
	33	21	10	2	0		

Q19 Students have adequate access to faculty members in each course of study (i.e., office hours, phone, e-mail).

Answered: 67 Skipped: 8

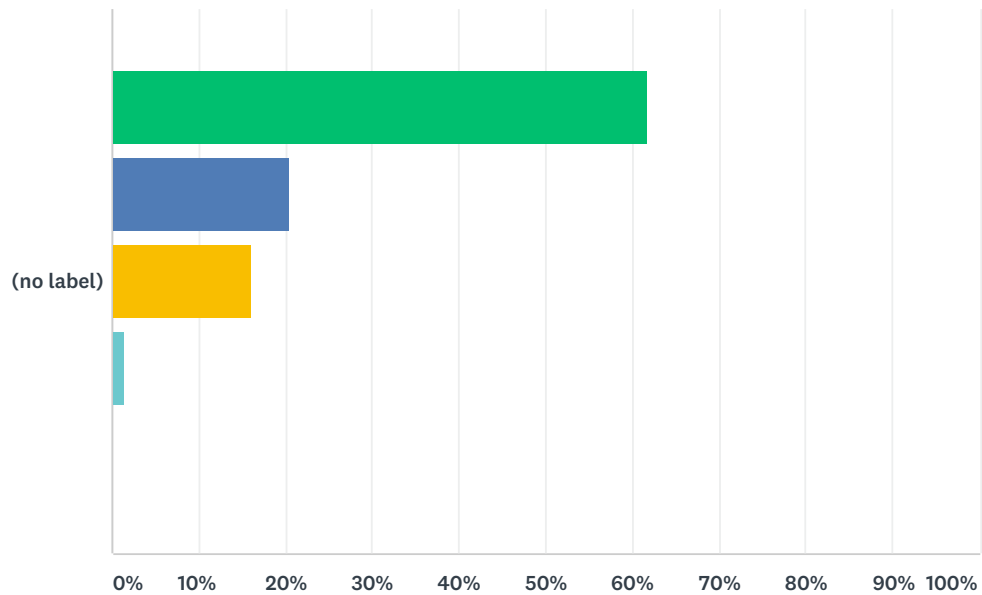


■ Strongly Agree
 ■ Agree
 ■ Neutral
 ■ Disagree
 ■ Strongly Disagree

	STRONGLY AGREE	AGREE	NEUTRAL	DISAGREE	STRONGLY DISAGREE	TOTAL	WEIGHTED AVERAGE
(no label)	58.21% 39	29.85% 20	11.94% 8	0.00% 0	0.00% 0	67	4.46

Q20 Buildings and equipment for classrooms, libraries, student activities, cafeteria, and bookstore are adequate to support student learning.

Answered: 68 Skipped: 7

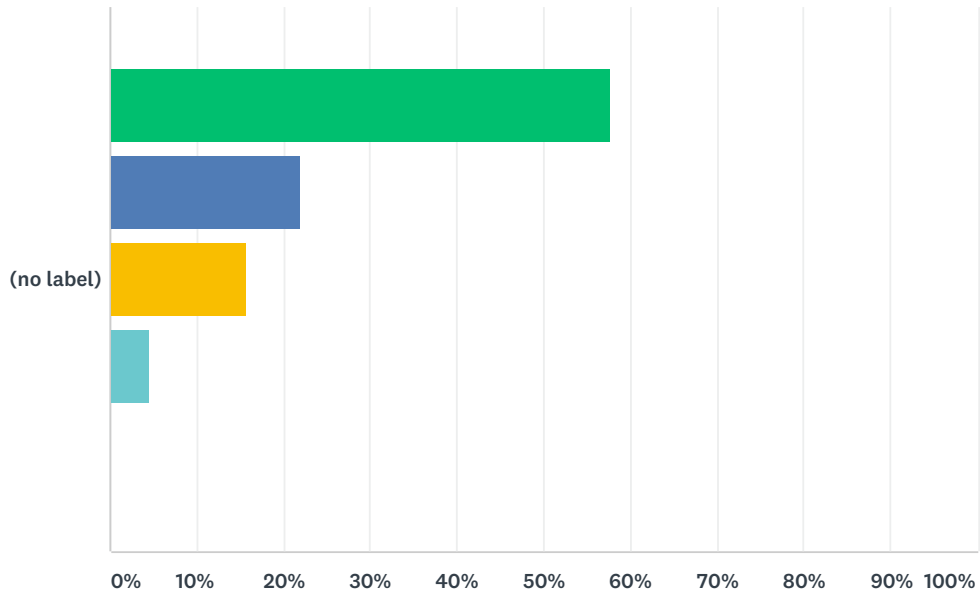


■ Strongly Agree
 ■ Agree
 ■ Neutral
 ■ Disagree
 ■ Strongly Disagree

	STRONGLY AGREE	AGREE	NEUTRAL	DISAGREE	STRONGLY DISAGREE	TOTAL	WEIGHTED AVERAGE
(no label)	61.76%	20.59%	16.18%	1.47%	0.00%	68	4.43
	42	14	11	1	0		

Q21 Students are provided with the requirements for success in distance learning courses (i.e., faculty interaction, well-organized study materials).

Answered: 64 Skipped: 11

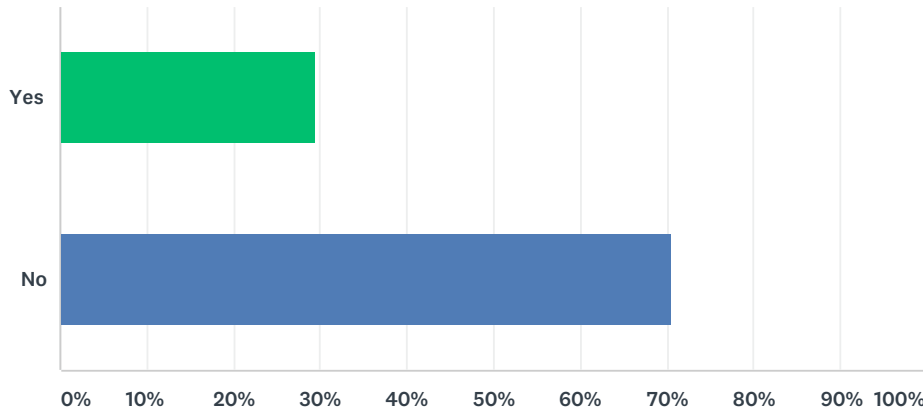


■ Strongly Agree
 ■ Agree
 ■ Neutral
 ■ Disagree
 ■ Strongly Disagree

	STRONGLY AGREE	AGREE	NEUTRAL	DISAGREE	STRONGLY DISAGREE	TOTAL	WEIGHTED AVERAGE
(no label)	57.81% 37	21.88% 14	15.63% 10	4.69% 3	0.00% 0	64	4.33

Q24 Did the cost of instructional materials affect the number of courses you took each semester?

Answered: 61 Skipped: 14



ANSWER CHOICES	RESPONSES	
Yes	29.51%	18
No	70.49%	43
TOTAL		61